



KasK-Lock, anti-theft device for helmet & jacket OWNER'S MANUAL FOR KASK-LOCK SOLO ONE

Thank you for choosing KasK-Lock.


This product is designed and made to bring you more comfort while riding your motorcycle.
We hope you will enjoy it.

To store the protection bag and the cable on the saddle

Photos and Faq are available on www.kask-lock.com



1- Remove the helmet and the cable of the bag. Let the bag open.



2- Put the front part of the bag inside the rear part, sewing on sewing.



3- On each side of the bag, close the zips up to the middle of the bag.



4- Turn over the bag to the front.



5- Fold the front part of the bag to the rear.



6- Make 3 buckles with the cable. Put one end in the other. Block the cable with the strap.



7- Put the cable inside the folded bag.



8- Pull down the corners inside.



9- Fold the flap and fix it with the scratch.

HELBAGG

30 rue des Brosses, 78200 Magnanville, France
Site Web : www.kask-lock.com

mail : helbagg@aol.com

tel : (33) 1-78-72-70-92

To put up the protection bag on the saddle



1- The free strand of the strap comes through the slit of the buckle.



2- Then, the free strand comes between the buckle and the lever.



3- Put the strap in the middle of the passenger seat, scratch to the rear. Put the rubber parts 1 cm beyond the edges of the saddle. Tighten the strap and lock it with the lever. Hang the benji on, below the rear of the saddle.

Use when parking



1- Open the bag and remove cable .




2- Open the zips and unfold the bag.




3- Unwind the cable, and lock the helmet on its chin. (with padlock for open face)



4- The cable goes through the hole on the bottom of the bag.



5- Close the zips on each side.



6- Close the front of the bag with the scratch.



7- Lock the free buckle of the cable with the bike's antitheft (U type or chain type). Or use a padlock if you don't have any antitheft on the rear wheel. (see Faq on web site)



If Kask-Lock is not strapped on the saddle (riding with a passenger for example), it is possible to strap it on foot-pegs (see Solo Compact on web site).